



200702210001
Skagit County Auditor

2/21/2007 Page 1 of 10 8:46AM

Document Title: Certificate

Reference Number :

Grantor(s):

additional grantor names on page ___

1. Skagit County Auditor

2.

Grantee(s):

additional grantee names on page ___

1. Public

2.

Abbreviated legal description:

full legal on page(s) ___

February 6, 2007 Special Election

Assessor Parcel / Tax ID Number:

additional tax parcel number(s) on page ___

CERTIFICATION OF THE CANVASSING BOARD
CONCRETE SCHOOL DISTRICT
SKAGIT COUNTY, WASHINGTON
FEBRUARY 6, 2007 SPECIAL ELECTION

STATE OF WASHINGTON)
SS.
COUNTY OF SKAGIT)

We the undersigned being the officers designated by law as constituting the Skagit County Canvassing Board, have completed our canvass of the votes as it pertains to the Concrete School District Maintenance and Operation Levy, Skagit County, Washington, held within the boundaries of said District on February 6, 2007. The total number of registered voters in the Precinct was 2,511; the number of ballots cast was; 1,147 the results were as follows:

| | | |
|---------------|------------|----------------|
| LEVY YES..... | <u>729</u> | <u>63.56 %</u> |
| LEVY, NO..... | <u>418</u> | <u>36.44 %</u> |

The canvass having been completed this February 21, 2007

SKAGIT COUNTY CANVASSING BOARD

NOTE: THIS MEASURE PASSED

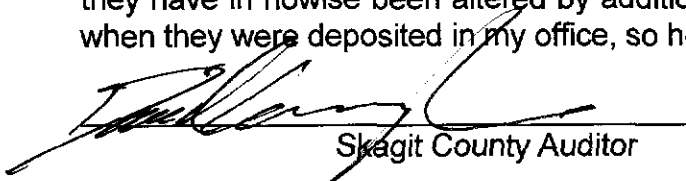

County Auditor/Designee


Chairman of County Commissioners/Designee


Prosecuting Attorney/Designee

AFFIDAVIT

I do solemnly swear that the above are the full, true and correct returns of the Concrete School District Maintenance and Operation Levy, involved in the above election and that they have in nowise been altered by additions or erasures and that they are the same as when they were deposited in my office, so help me God.


Skagit County Auditor


200702210001
Skagit County Auditor

Cumulative Report — Official
Special Election — FEBRUARY 6TH 2007 SPECIAL ELECTION — February 06, 2007

Page 1 of 1

02/21/2007 08:15 AM

Total Number of Voters : 1,147 of 2,511 = 45.68%

Precincts Reporting 5 of 5 = 100.00%

| Party | Candidate | Total Votes | N/A | Total |
|-------|-----------|-------------|-----|-------|
|-------|-----------|-------------|-----|-------|

PROPOSITION NO. 1 CONCRETE SCHOOL DISTRICT EDUCATIONAL OPERATION AND MAINTENANCE LEVIES, Vote For 1

| | | | | |
|---------------------|--|---------------|---------|---------------|
| Yes | | 729 63.56% | 0 0.00% | 729 63.56% |
| No | | 418 36.44% | 0 0.00% | 418 36.44% |
| Cast Votes: | | 1,147 100.00% | 0 0.00% | 1,147 100.00% |
| Over Votes: | | 0 0.00% | 0 0.00% | 0 0.00% |
| Under Votes: | | 0 0.00% | 0 0.00% | 0 0.00% |




200702210001
 Skagit County Auditor

Oath of County Auditor or Supervisor of Elections


STATE OF WASHINGTON)
) ss.
COUNTY OF SKAGIT)

I solemnly swear that the returns of the Special Election held on February 6, 2007 in Skagit County, State of Washington, have been in no way altered and that they are the same as when they were deposited in my office.


County Auditor or Supervisor of Elections

Subscribed and sworn to me this 21st day of February, 2007


Chairman, County Legislative Authority/Designee


County Prosecuting Attorney/Designee

Certification Reconciliation Report Special Election Concrete Schools Maintenance and Operation Levy February 6, 2007

County: SKAGIT
Date of Completion: February 21, 2007

NOTE: Address confidentiality program participants must be included with service voters.

Registration

| | |
|---|---------------------|
| Total number of active registered voters in all precincts | <u>2,511</u> |
| Total number of inactive registered voters in all precincts | <u>199</u> |
| Total registered voters in all precincts | <u>2,710</u> |

Total absentee ballots counted (includes absentee, VBM, federal write-in, overseas, out of state, and service ballots) 1,147

Total poll site ballots counted (includes poll site and provisional ballots) 0

Total Ballots counted **1,147**



200702210001
Skagit County Auditor

Precinct Report — Official
Special Election — FEBRUARY 6TH 2007 SPECIAL ELECTION — February 06, 2007

Page 1 of 5

02/21/2007 08:15 AM

Precincts Reporting 5 of 5 = 100.00%

Total Number of Voters : 1,147 of 2,511 = 45.68%

| Party | Candidate | Total Votes | N/A | | Total |
|--|--------------|-------------|---------|---|-------|
| Precinct 107 (Ballots Cast: 315) | | | | | |
| PROPOSITION NO. 1 CONCRETE SCHOOL DISTRICT EDUCATIONAL OPERATION AND MAINTENANCE LEVIES, Vote For 1 | | | | | |
| Yes | | 202 | 64.13% | 0 | 0.00% |
| No | | 113 | 35.87% | 0 | 0.00% |
| | Cast Votes: | 315 | 100.00% | 0 | 0.00% |
| | Over Votes: | 0 | 0.00% | 0 | 0.00% |
| | Under Votes: | 0 | 0.00% | 0 | 0.00% |



200702210001
 Skagit County Auditor

Precinct Report — Official
Special Election — FEBRUARY 6TH 2007 SPECIAL ELECTION — February 06, 2007

Total Number of Voters : 1,147 of 2,511 = 45.68%

Precincts Reporting 5 of 5 = 100.00%

| Party | Candidate | Total Votes | N/A | Total |
|-------|-----------|-------------|-----|-------|
|-------|-----------|-------------|-----|-------|


Precinct 111 (Ballots Cast: 295)

PROPOSITION NO. 1 CONCRETE SCHOOL DISTRICT EDUCATIONAL OPERATION AND MAINTENANCE LEVIES, Vote For 1

| | | | | | | |
|---------------------|------------|----------------|----------|--------------|------------|----------------|
| Yes | 195 | 66.10% | 0 | 0.00% | 195 | 66.10% |
| No | 100 | 33.90% | 0 | 0.00% | 100 | 33.90% |
| Cast Votes: | 295 | 100.00% | 0 | 0.00% | 295 | 100.00% |
| Over Votes: | 0 | 0.00% | 0 | 0.00% | 0 | 0.00% |
| Under Votes: | 0 | 0.00% | 0 | 0.00% | 0 | 0.00% |

2/21/2007 Page 7 of 10 8:46AM

200702210001
 Skagit County Auditor




Precinct Report — Official
Special Election — FEBRUARY 6TH 2007 SPECIAL ELECTION — February 06, 2007

Total Number of Voters : 1,147 of 2,511 = 45.68%

| Party | Candidate | Total Votes | N/A | Total |
|-------|-----------|-------------|-----|-------|
|-------|-----------|-------------|-----|-------|

Precinct 114 (Ballots Cast: 86)

| PROPOSITION NO. 1 CONCRETE SCHOOL DISTRICT EDUCATIONAL OPERATION AND MAINTENANCE LEVIES, Vote For 1 | | | | | | | |
|---|--------------|----|---------|---|-------|----|---------|
| Yes | | 49 | 56.98% | 0 | 0.00% | 49 | 56.98% |
| No | | 37 | 43.02% | 0 | 0.00% | 37 | 43.02% |
| | Cast Votes: | 86 | 100.00% | 0 | 0.00% | 86 | 100.00% |
| | Over Votes: | 0 | 0.00% | 0 | 0.00% | 0 | 0.00% |
| | Under Votes: | 0 | 0.00% | 0 | 0.00% | 0 | 0.00% |


 200702210001
 Skagit County Auditor
 2/21/2007 Page 8 of 10 8:46AM

Precinct Report — Official
Special Election — FEBRUARY 6TH 2007 SPECIAL ELECTION — February 06, 2007

Total Number of Voters : 1,147 of 2,511 = 45.68%


Precincts Reporting 5 of 5 = 100.00%

| Party | Candidate | Total Votes | N/A | Total |
|-------|-----------|-------------|-----|-------|
|-------|-----------|-------------|-----|-------|

Precinct 148 (Ballots Cast: 281)

PROPOSITION NO. 1 CONCRETE SCHOOL DISTRICT EDUCATIONAL OPERATION AND MAINTENANCE LEVIES, Vote For 1

| | | | | | | |
|---------------------|------------|----------------|----------|--------------|------------|----------------|
| Yes | 172 | 61.21% | 0 | 0.00% | 172 | 61.21% |
| No | 109 | 38.79% | 0 | 0.00% | 109 | 38.79% |
| Cast Votes: | 281 | 100.00% | 0 | 0.00% | 281 | 100.00% |
| Over Votes: | 0 | 0.00% | 0 | 0.00% | 0 | 0.00% |
| Under Votes: | 0 | 0.00% | 0 | 0.00% | 0 | 0.00% |


 200702210001
 Skagit County Auditor
 2/21/2007 Page 9 of 10 8:46AM

Precinct Report — Official
Special Election — FEBRUARY 6TH 2007 SPECIAL ELECTION — February 06, 2007

Page 5 of 5

02/21/2007 08:15 AM

Total Number of Voters : 1,147 of 2,511 = 45.68%

Precincts Reporting 5 of 5 = 100.00%

| Party | Candidate | Total Votes | N/A | Total | | |
|--|--------------|-------------|---------|---------|-----|---------|
| Precinct 601 (Ballots Cast: 170) | | | | | | |
| PROPOSITION NO. 1 CONCRETE SCHOOL DISTRICT EDUCATIONAL OPERATION AND MAINTENANCE LEVIES, Vote For 1 | | | | | | |
| Yes | | 111 | 65.29% | 0 0.00% | 111 | 65.29% |
| No | | 59 | 34.71% | 0 0.00% | 59 | 34.71% |
| | Cast Votes: | 170 | 100.00% | 0 0.00% | 170 | 100.00% |
| | Over Votes: | 0 | 0.00% | 0 0.00% | 0 | 0.00% |
| | Under Votes: | 0 | 0.00% | 0 0.00% | 0 | 0.00% |



200702210001

Skagit County Auditor

2/21/2007 Page 10 of 10 8:46AM